



*Int. J. New. Chem.*, 2022, Vol. 9, Issue 3, pp. 165-190

## International Journal of New Chemistry

Published online in <http://www.ijnc.ir/>

Open Access

Print ISSN: 2645-7237

Online ISSN: 2383-188x



### Original Research Article

## Role of Nanotechnology and Nanomaterials for Water Treatment and Environmental Remediation

Keshav K. Singh

Department of Chemistry, Dr. Hari Singh Gour Central University, Sagar-470003, IN

*Received: 2019-11-14*

*Accepted: 2020-12-31*

*Published: 2020-12-31*

### ABSTRACT

Nanotechnology has an impact on many scientific and technical fields, including environmental safety. Environmental applications of nanotechnology include water and wastewater treatment, in which different nanomaterials utilize adsorption and separation processes, as well as a variety of other approaches, to remove pollutants, pathogens, and other hazardous elements. Diverse forms, various composites, and active component functionalization are only a few of the ways nanomaterials are formed. To ensure a plentiful supply of water, nanostructures have presented a practical alternative. Due to its very specific area of surface, microinterface properties, and remediation potential, nanomaterials have emerged as a hot topic in environmental research. The review paper covers diverse treatment methods for wastewater, including adsorption, catalysis, spacing, and disinfection, and a range of nanomaterials such as NPs for graphene, TiO<sub>2</sub> nanoparticles (NPs), (nZVI), NPs for nanoscale Fe<sub>3</sub>O<sub>4</sub>, ZnO NPs, nanoparticles in silver (Ag-NPs), Carbon nanotubes (CNTs), and several additional NPs as well as various nanocomposite materials, such as inorganic and organic supports, magnetic nanocomposite, and nanocomposite membranes, etc. Most crucially, the possible application of nanomaterials in water and wastewater treatment is also considered in the future.

**Keywords:** Nanotechnology, Water Treatment, Nanocomposite, Environmental Nanomaterials, Carbon Nanotubes, Zero-Valent Iron

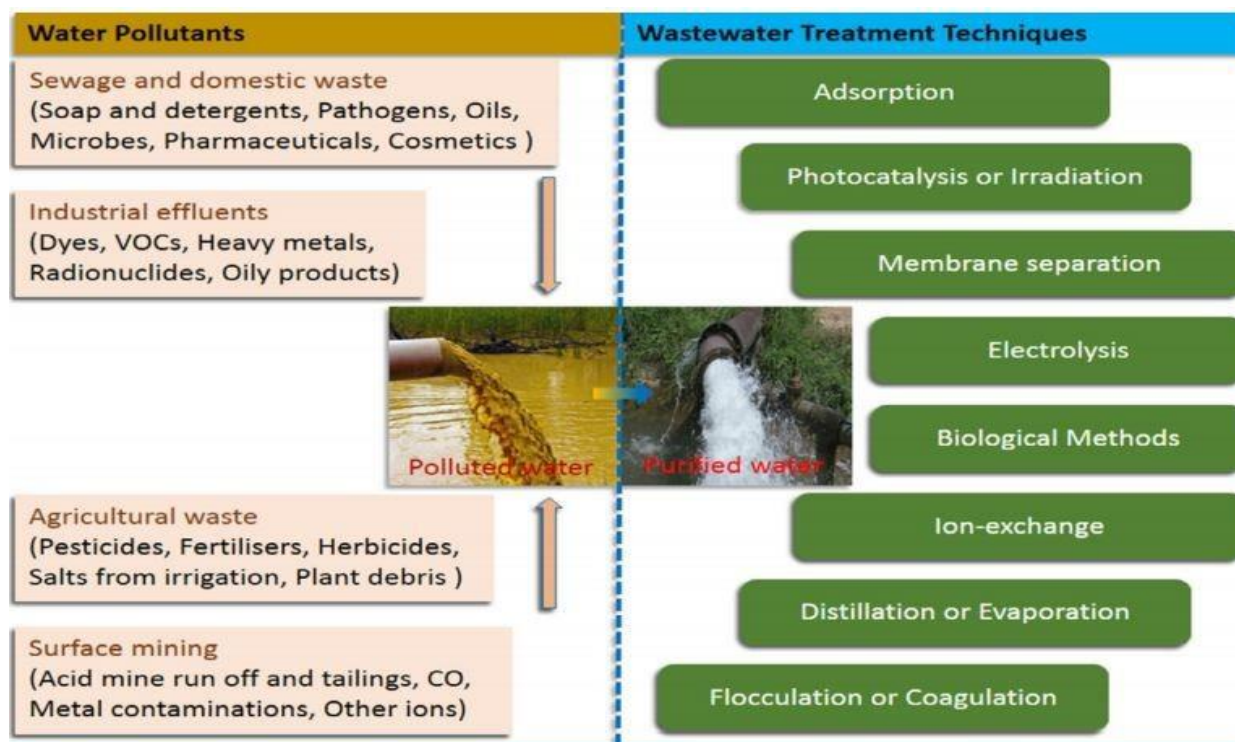
\*Corresponding Author: ORCID Id: 0000-0003-4812-4478

E-mail: keshavsingh\_du@yahoo.com

Tel.: +91 (80) 76284572

## Introduction:

Our environment is continuously under attack as business and urbanization grow. Water scarcity has become the top environmental problem in the globe. In the future decades, increasing population development will raise the hygienic water requirement from the residential, farming, industrial, and energy points of view [1]. By 2025, half of the world's population is predicted to reside in areas experiencing water stress (WHO, 2014). Before 2015 there was an effective treatment of only 20% of worldwide wastewater [2]. According to the UN, almost 70% of wastewater is released in under-developed countries without proper treatment (2016). Current wastewater infrastructure and readily available safe water production both in the advanced and emerging countries are struggling to maintain the increasing need for higher-purity water regulation. This means that great efficiency requires low-cost technology for water treatment.



**Figure1.** Water contamination sources and wastewater treatment methods

The application of nanotechnology in water and wastewater treatment is facilitated by recent discoveries in the manipulation of nanomaterials as seen in figure 1. Water nanotechnology has

been the conceivable addition to regular treatment procedures in recent decades. Materials with at least one size less than 100 nanometers are nanomaterials [3]. Such materials often exhibit physical or chemical characteristics other than their spherical counterparts [4]. Because of their expanded surface area, nanoparticles often have a maximum active site density per unit weight. In addition, the surface free energy of nanoparticles increases, and the reactivity of the surface increases.

Superparamagnetism or maybe quantum confinement would be demonstrated by some material if they were of the correct size [5]. The existing water and wastewater treatment process might be significantly increased by introducing nanoparticles into the system, taking advantage of these dimensional effects. Nanomaterials, particularly membranes [6], adsorption [7], catalytic oxidation [8], disinfection, and sensing [9] offer a wider potential and capacity for water and wastewater remediation. It is a pity that most of the nanomaterials mentioned were still in the workshop or simply evidence of the concept. Zero Valent Iron nanoparticles are injecting nanotechnology which is one commercially available [10]. This is extensively used in the United States for the remediation of groundwater. Nanomaterials have enhanced their water and wastewater cleanup competitiveness by reducing their costs. However, the use of depleted nanoparticles in water and wastewater treatment methods remains inconvenient [11]. First, in a fluidized system or a stiff bed, nanoparticles tend to agglomerate leading to considerable activity loss and pressure reduction [12]. Second, it remains an arduous process to separate most of the nanoparticles exhausted from the reused treated water (except magnetic nanoparticles). From a financial perspective, it seems to be unfavorable [13]. Thirdly, the actions and implications of nanoparticles in the treatment of water and wastewater are unknown; thus it is a fundamental worry which can hinder the implementation of nanotechnology [14] that nanoparticles damage human health and the aquatic environment. To avoid or diminish the possible negative effects of using nanotechnology, it is desirable to create a device or material that may reduce the mobilization or release of nanoparticles while retaining their high reactivity. A successful and promising approach has been shown by the development of nano-composites. The most typical technique to create a nanocomposite is to load a range of supporting materials for depositing desired nanoparticles, such as membranes or polymers. It may be defined as a multi-phase material with a diameter of at least one phase of 100 nm [15]. Some nanocomposites were highly

successful in decontaminating water and in conjunction with existing infrastructures, were cost-effective, compatible, and recyclable [16]. The review focuses on diverse nanomaterials used for pollution separation, catalytic degradation, and water adsorption. The study includes nanocomposites and unstable nanoparticles, which are mentioned in the review for particular intriguing nanocomposites. The properties and production of a portion of these materials should be discussed with an emphasis on the performance and the decontamination procedure of these nanoparticles. In the water treatment process, the potential of these nanoparticles will also be briefly investigated.

### **A Quick Summary of Water Nanotechnology:**

As the science of nanotechnology continues to grow, it will eventually be applied to water and wastewater treatment. There has been various research conducted throughout the past decades on this topic. Please see the following for a general review of nanotechnology applications in the remediation of water and wastewater, such as catalytic oxidation, adsorption and separation, sensing, and disinfection.

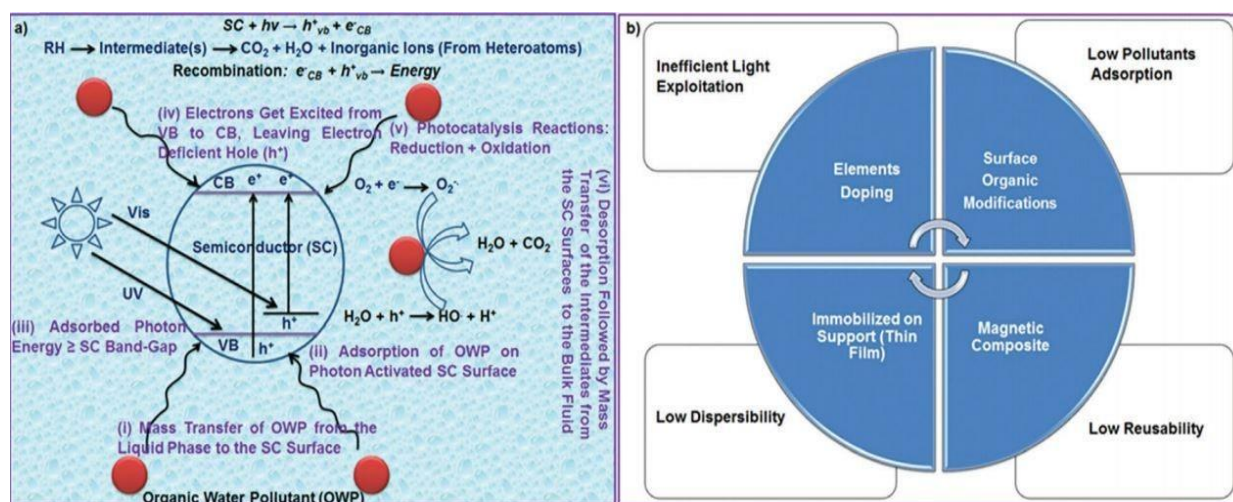
### **Adsorption & Separation:**

Two most commonly utilized technologies for polishing water and wastewater are adsorbents or membrane-based separation. The cycle of adsorption regeneration considerably reduces the price-to-benefit ratio of conventional adsorbents. Many Nanosized adsorbents, i.e., metal oxides or Nanosized metal, graphene, nanocomposites, and carbon nanotubes (CNTs), are characterized by excellent selectivity and strong reactivity. They perform adsorption several magnitudes better than conventional adsorbents [17]. Membrane separation is also essential since it allows for the recycling of water from uncommon sources like wastewater. The contamination removal is mostly dependent on size exclusion. However, membrane selectivity/permeability issues still hamper the development of membrane technology, namely trade-offs in membrane selectivity and permeability [18]. Nanocomposite membranes with advanced properties were constructed by including functional nanoparticles into the membrane. This novel membrane class demonstrated better mechanical or thermal stability, porosity, and hydrophilicity features include increased

permeability, anti-fouling, antibacterial, adsorptive, or photocatalysis [19]. Currently, adsorption and separation nanotechnology were near maturity.

## Catalysis:

To eliminate trace contaminants and microbiological pathogens from water, the advanced oxidation process of catalytic or photocatalytic oxidation is applied. It's a good approach to make both hazardous and non-biodegradable contaminants biodegradable [20]. Photocatalysis can be used to polish refractory organic molecules [21]. Nanocatalysts with a high ratio of surface to volume have significantly better catalytic performance than their bulkier equivalents. Size-dependent behavior was also seen in the bandgap and nanoscale semiconductors have a crystalline phase. Their photo-generated charge distribution and electron-hole redox potential changed with different diameters [22]. As shown in Figure 2, immobilizing nanoparticles onto diverse substances improved the nanocatalyst stability, and the resulting nanocomposites were suitable with contemporary photo-reactors [23].



**Figure 2.** (a) Mechanics of semiconductors' involvement in the purification of the water; (b) countermeasures to overcome such problems (inside the circle) and depiction of photocatalyst limitations (outside the circle)

## Filtration and Membrane:

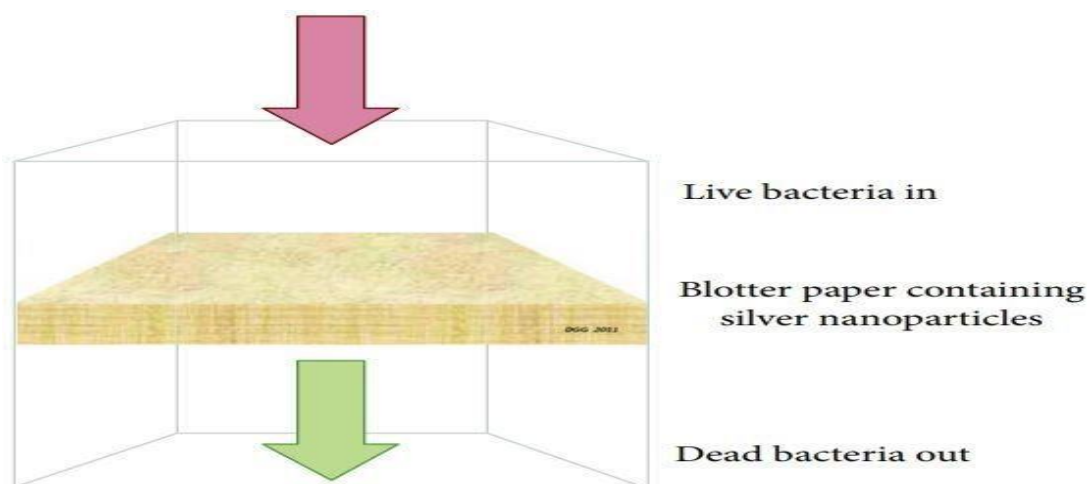
Filtration is a mechanical and physical separation method that permits liquids to flow throughout a membrane when larger solutes are retained. Due to permeate flux, high stability, process intensity, pollutant retention ability, automated process control, lower operational robustness,

and chemical mass, filtration is now among the best widely utilized water purification systems for decades [24]. UF, MF, FO, RO, NF, electrodeionization (EDI), electrodialysis (ED), pervaporation, and distillation are currently utilized membrane-based filtration technologies. Microorganisms (bacteria and protozoa) and suspended particles are retained by the macroporous MF membrane (0.05–1 mm). Most viruses and colloidal contaminants are rejected by the UF membrane with mesoporous pores (0.005–0.5 mm) [25]. The nanoporous NF membrane (0.0005–0.01 mm) is used to remove inorganic and organic pollutants, as well as the ED and EDI procedures, are frequently utilized (metals and ions). Water desalination relies on RO and FO membranes with microporous pores (0.0001–0.001 mm). Desalination can be accomplished using distillation or pervaporation, though both methods are less common in practical applications. Low recrudescence, fixed solute selectivity, frequent fouling, energy-intensive processes are the drawbacks of these filtering techniques. After numerous cycles, most filtering membranes must be cleaned with chemicals and/or heated. Cleaning and replacing a membrane at the pre-treatment and desalination stages, respectively, account for 60% and 30% of the overall cost [26]. As a result, utilizing NMs is required to get the most out of conventional filtration membranes. As evidence, we examine the most commonly investigated NMs, like carbon nanotubes (CNTs), ceramic and grapheme, aquaporin, and zeolite, like a single thin-film composite (TFC) and mixed matrix (MM) membranes. Our purpose is to examine the fundamentals of every NM-based disinfection technique, including the different NMs and manufacturing techniques, recent commercialization, and separation performance initiatives [27].

### **Disinfection and Antimicrobial Mechanisms:**

The final but most important process of water treatment is disinfection to prevent the spread of waterborne disease. The perfect disinfectant should possess the following qualities: (1) no generation of harmful by-products; (2) a broad antimicrobial spectrum in a short period no generation of harmful by-products; (3) minimal toxicity to human health and the environment; (4) easy storage and must not be corrosive; (5) low energy cost and ease of operation easy storage and must not be corrosive; and (6) secure disposal [28]. Several nanomaterials, including chitosan nanoparticles, nanosilver (nAg), photocatalytic TiO<sub>2</sub>, and carbon-based nanomaterials, have recently been shown to have excellent antimicrobial capabilities [29].





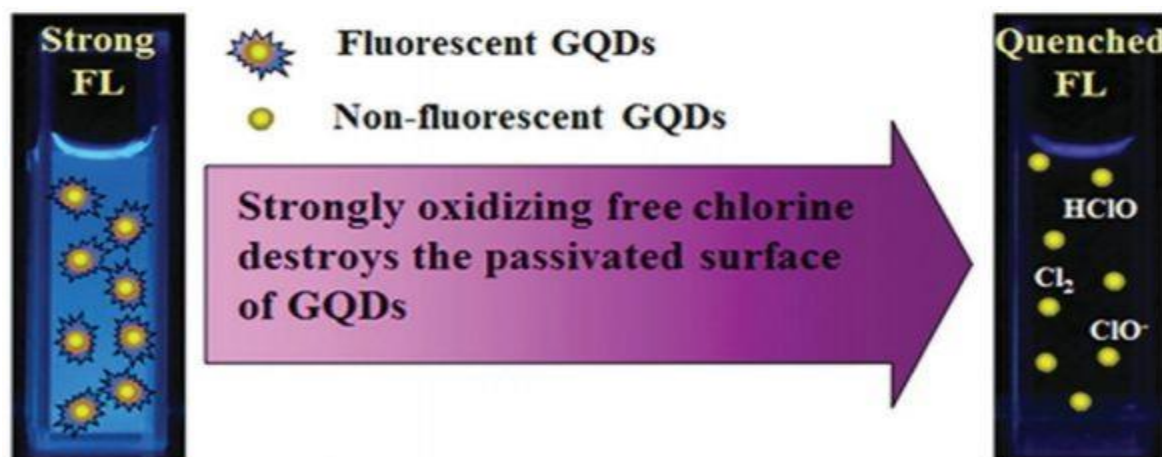
**Figure 3.** Schematic illustration of blotter paper disinfection with silver nanoparticles. [30] Copyright 2011 American Chemical Society.

These nanoparticles kill microbes by producing harmful metal ions (e.g.,  $\text{Ag}^+$ ), directly disrupting cell membranes (e.g., chitosan NPs), or creating responsive oxygen species. Unlike traditional disinfectants made of chemicals, these antimicrobial nanoparticles demobilized microbes using wider environmentally friendly methods, which is predicted to reduce the development of hazardous disinfection byproducts (DBPs) [31]. Furthermore, when combined with appropriate separation tactics, some nano-disinfectants can work continuously with great efficiency and minimal energy consumption, making them particularly appealing for decentralized water and wastewater treatment as shown in figure 3.

### Sensing and Monitoring:

Currently, standard monitoring and sensing methods in complex water bodies are incapable of identifying extremely low concentrations of micropollutants. In an emergency, fast and on-the-spot detection of infections and extremely harmful contaminants is critical (e.g., water-related accidents). Nanomaterials with distinctive electrochemical, optical, or magnetic properties include graphene, carbon nanotubes, noble metals (e.g., Ag or Au), and quantum dots. Such nanoparticles could be included in electrodes or sensors to particularly pre-concentrate traces of contaminants for identification in figure 4. Several nanomaterials have the potential to improve spectroscopic response by several orders of magnitude (e.g., surface plasmon

resonances, or Raman shift) [32]. Furthermore, the potential of next-generation nanocomposite sensors in environmental monitoring and sensing has been extensively investigated [33].



**Figure 4.** The GQD-based nano-sensor quenches fluorescence in this illustration. [34] Copyright 2012 American Chemical Society

### The Usage of Nanomaterials in Water Remediation:

Researchers must study various nanomaterials as we progress towards the field of nanotechnology. Many new nanoparticles were identified in this paper that may be used for water and wastewater cleanup. They addressed the synthesis, elimination of contaminants, and the underpinnings of their synthesis and mechanism.

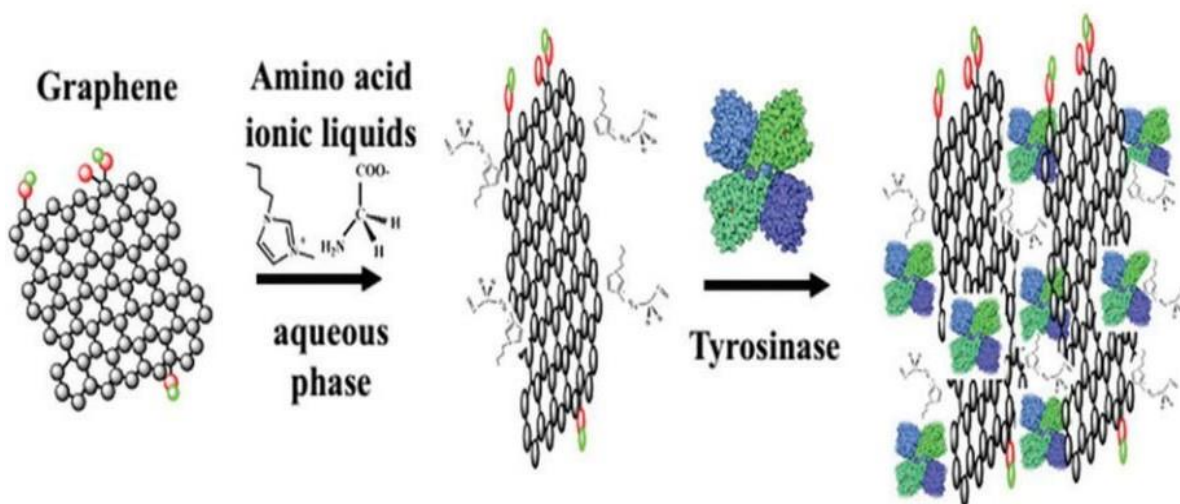
### Carbon-Based Nanomaterials:

#### Graphene-Based Nanomaterials (GNMs):

Graphene, a single nanoscale graphite sheet with a lot of environmental protection. GNMs are increasingly being used by several academics to regulate the environment of water. Graphene is produced in several techniques, including conversion of carbon nanotubes, reduction in chemicals, and mechanical peeling. Surfactant pollution in an aquatic habitat is a severe public health hazard. The surfactants can easily penetrate an aquatic ecosystem because of their surface-functioning capabilities, leading to the eutrophication of water. The adsorption of a nonionic surfactant was done with graphene oxide (GO) and reduced graphene oxide (rGO) (TX-100). Results showed that both GO and rGO would have the best adsorption capability for TX-100 of all materials investigated [35]. GO inhibits denitrification of anaerobic, and stimulates the



formation of anaerobic ammonia. Another grave concern is the water contamination from antibiotics. A vast range of toxicity can be caused by antibiotics in water life and the elimination of some antibiotics does not influence regular wastewater treatment systems. Tetracycline adsorption on GNMs may be encouraged by electrostatic action. Graphene and nanotubes are good tetracycline adsorbents in carbon nanomaterials. To synthesize rGO, a photocatalytic method was used for reducing vacuum and UV light, and to produce a rGO/G-C<sub>3</sub>N<sub>4</sub> hybrid film. Due to its stronger failure response to several salt ions, such as sodium ions in a certain amount of water, the graph functional film seems likely to be the next phase of isolation [36]. GNMs might be employed for the purification of water contamination according to all of the previous investigations. The propensity of GNMs to absorb hazardous compounds can change as they interact with the environment. Black Fe(II) demonstrated to be a moderate reducing agent of GNMs that is ecologically safe and able to greatly improve GNM efficiency and retain their chemical characteristics in water by figure 5.

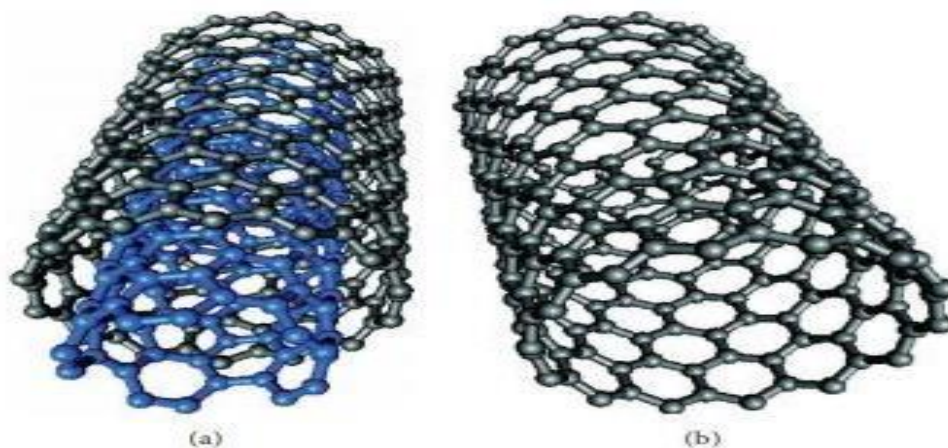


**Figure 5.** The synthesis of graphene that has been AAIL-functionalized and then assembled with tyrosinase biomolecules. [37] Copyright 2014 Elsevier.

### Carbon Nanotubes (CNTs):

CNTs (figure 6) are unique mechanical, electrical, and chemical nanomaterials. CNTs have a unique collection. Carbon nanotubes are capable of sorption so that some toxins can be

eradicated from wastewater. Some researchers used FTIR spectroscopy to study the functional groups that were generated on the CNT surface. The temperature influence of carbon nanotubes on the FTIR spectrum was investigated. As organic dyes have become clear [38], the capacity of functionalized carbon nanotubes to absorb heavy metals is taken out of the water. Many methods (cycloaddition, fluorination, oxidation, free radical polymerization, and diazonium salt reaction) increase the responsiveness and solubility of CNT. Many experts have studied the use of carbon nanotubes in water purification in recent years. Research showed that microwave-heated MWCNTs remove Zn(II), with a clearance rate of more than 99 percent, from aqueous solution. In many trials, carbon nanotubes were also demonstrated to break down harmful contaminants in water. Phenolic and water chemicals have a poor connection with the original external surface of the CNT, according to some researchers (poor physical absorption). They could more successfully adsorb on functional CNTs. The combination of phenol to CNT-OH was shown to be bigger than water molecules due to simultaneous H-binding and stacking in an environment [39]. Composite materials are also available for the production of carbon nanotubes and other compounds to remove pollutants from water.



**Figure 6.** Representations of the (super) structures of (a) MWCNTs and (b) SWCNTs. [40] Copyright 2009 American Chemical Society

### Graphitic Carbon Nitride (g-C<sub>3</sub>N<sub>4</sub>):

The most typical technique of synthesizing g-C<sub>3</sub>N<sub>4</sub> is thermal polymerase of the pre-bundled C-N core or nitrogen-rich formation. Dicyandiamide, cyanamide, urea, thiourea, and melamine


have been used in various precursors. Generally, in the normal reaction to g-C<sub>3</sub>N<sub>4</sub> thermal polymerization, precursors had originally been changed into melamine, and condensation must also become available at approximately 500-530°C, through removal ammonia, g-C<sub>3</sub>N<sub>4</sub> must be obtained. The g-C<sub>3</sub>N<sub>4</sub>, however, is extremely unstable and divides into nitrogen and cyano fragments around 700 °C, even a little over 600 °C [41]. The use of the various materials and experiments changes features such as surface area, photoluminescence, morphology, C/N ratio g-C<sub>3</sub>N<sub>4</sub>, and porosity.

### **Nanoporous Carbon (NPCs):**

Their pores are distinguishable in nanoporous materials (pore size  $\leq 2$  nm), mesoporous (2–50 nm), and macroporous materials (50–1000 nm). NPC is generated from organic precursor molecules such as coal, wood, polymers, and fruit peel for combustion and/or physical stimulation. Flaws, reduced conductivity, and higher-temperature graphics are reducing the utility of these technologies. The employment of a thermally unstable component or thermosetting, templated or untemplated reactions, and activation of catalyst-assisted organic precursors can all improve synthetic processes. Hard and soft templates are suitable to produce accurate pore size NPCs [42]. Soft template synthesis is based on the self-assembly of the organic molecule to produce nanostructures. This is another approach, which was created with a hard template for synthesizing the mesoporous carbon compounds. To produce highly ordered NPCs with mesoporous structures, use the tough template approach. The steps in these methods are (a) that a template is constructed from a solid gel with regulated microstructure, (b) that the precursors are imbued with a template, (c). The hard template synthesis is of little benefit since during extraction from the template the NPCs sacrifice mesoporous structure. The synthesis of the template can help to overcome such limitations. It is possible to limit the thermodynamic interaction of the substances. The templates employed are amphiphilic in this technique. For the soft template-driven synthesis of NPCs, the precursor must have significant interaction with the pores. The heat should be strong, yet at experimental temperatures decomposable or extractable [43]. Moreover, the nanostructure must be tightly attached to the polymer, after carbonization or extraction of the porostructural component.

### **Carbon Nanofibers (CNFs):**

Nanofibers are carbon strands of nanoscale diameter. They all have intriguing applications and are characterized by great mechanical stability, high surface-to-volume ratios, nanoscale-driven, and high appearance ratios. Electrospinning, CVD, and templating are the most frequent synthetic approaches to carbon nanofibers. The most popular and economical way of manufacturing high-quality carbohydrate nanofibers is electrospinning. This means extending the polymer solution or sol-gel under high voltage, and injecting it into a syringe pump, thin carbon filaments are generated onto an electrical receiver [44]. A spinneret is utilized for the high voltage and constant rate pumping of the solution. In the process, the solvent evaporates into nanofibers, with a diameter of a few nanometers on the electrode collector, and the strained substance solidifies. The carbon nanofibers in the electrospun industry are manufactured from polyacrylonitrile, phenolic resins, polyvinyl pyrrolidone, polyvinyl alcohol, and other chemicals. The nanofibers, which are manufactured by electric spinning, are displayed in figure7 in the form of carbonated polyacrylonitrile (PAN).



**Figure 7.** Carbonized polyacrylonitrile (PAN) nanofibers in TEM (C, D, E, and F) and SEM (a, b). [45] Copyright 2009, Royal Society of Chemistry.

### Fullerene:

Fullerenes were the first in the carbon family to be developed using the graphite vaporization process using low-pressure laser irradiation.  $C_{60}$ , with 12 pentagonal and 20 hexagonal rings of  $sp^2$ -hybridized carbon atoms grouped in enclosed icosahedral cages, is the most prevalent kind of fullerene.  $C_{60}$  Fullerene was manufactured in considerable quantities initially utilizing the graphic carbon soot arc release process. Similar to carbon nanotubes, fullerenes may be manufactured. Since 1990, techniques of arc discharge have been applied consistently to create

high amounts of fullerene [46]. A graphite tube creates an electric arc to collect condensed soot in an inert environment. The methods followed were fullerene synthesis, comprising flames diffused, laser removal, electrons beam, ion beam sputtering, and chemical route. Covalent bonding is necessary for a more functional fullerene. Functionalization makes fullerene qualities suited for specific purposes. Fullerenes have been changed employing a nucleophile method with an ester group and then the SWCNT application has been functionalized [47]. Fullerenes are hydrophobic, however hydrophilic or amphiphilic may be used.

### **Nano-Diamonds:**

The nanoscale has diamond-like features and structure of the new nano-diamonds. During shock compression of carbon black and graphite in 1963, NDs were found in blast chambers. Including carbon film, CNT, CH<sub>4</sub>/H<sub>2</sub> including graphite, Si, ethanol, NPs, carbon, and other carbon resources for ND synthesis precursors. Hydrothermal, laser bombardment, Microwave Plasma Chemical Vapor Deposition (MWPCVD), ion bombardment, explosion, and ultrasound have been attempted to synthesize NDs. Nonetheless, the preferred approach for creating high-standard NDs is CVD or detonation. The techniques of Micro-Plasma-CVDs (MWCVDs) draw great attention as they offer several advantages such as surface and interface engineering. A gaseous precursor breakdown enables the nanoparticles to be nucleated by the radicals in microplasma [48]. Particle size, growth, and agglomeration all have a high-pressure, small-volume gaseous flow. A noble gas stabilization of the micro-plasma system is applied. In an argon-rich atmosphere, nanodiamonds production is preferred. A common MWCVD procedure is to bubble Ar gas into a cell containing active gas catalysts. Then the microplasma will be lit by high tension, direct current, and constant current. Precursors disintegrate into microplasma and condense into acetone at the exit of a reactor. Detonation is the most convenient and acceptable way of industrial nanodiamonds manufacture.

### **Metal and Metal Oxides-Based Nanoparticles:**

Nanoscale metals and metal oxides have received considerable interest in the clearing of contaminants. The majority of nanoscales are iron-free, ferric oxide and cerium oxide, aluminum oxides, manganese oxide, titanium oxide, magnesium [49]. Also recent incidences of nanosized magnetic adsorbents. Many studies conclude that nanoscale metals and metal oxides are highly

adsorbed to arsenic, cadmium, chromium, and uranium and that they exceed other common contaminants, like organic and phosphate, in terms of high capacity and selectivity.

### **Nanosized Zero-Valent Iron:**

A variety of iron oxides and hydroxide groups, such as nZVI have FeOOH, FeO, Fe<sub>2</sub>O<sub>3</sub>, Fe<sub>3</sub>O<sub>4</sub>, and Fe(OH)<sub>3</sub>, are present at Fe<sup>0</sup> oxidation. The Fe<sup>0</sup> core oxohydroxide shell is necessary to pollute, precipitate and adsorb water. When Fe is oxidized in water, H<sub>2</sub>O<sub>2</sub> is produced. After reaction with Fe<sup>2+</sup>, reactionary radical hydroxyl (<sup>•</sup>OH) is generated. E<sub>2</sub> and EE<sub>2</sub> are largely broken down by radicals by p-nitrophenol and hexabromocyclododecane [50]. It needs to be examined in detail. Degradation or decreasing quality goods that adversely affect human health may occur in a process or industrial operation. However, the authors anticipate a severe effect on the environmental and public health issues on the deteriorating intermediates. In addition to the iron core, the oxohydroxide layer also causes water contaminants to be precipitated. By altering it, the nZVI SSA can be enhanced between 20 and 100m<sup>2</sup> g<sup>-1</sup>. The redox-active environment makes nZVI more reactive, yet because of spontaneous corrosion, the lifetime is still short. NZVI as in polymer matrices and the stabilization of NZVI as pore carbon is frequently required. The ability of nZVI to adsorb organic, as well as inorganic wastewater contaminants using a variety of stabilizers, has been established [51].

### **Nanosized Iron Oxide:**

Iron oxide nanoparticles have lately acquired prominence due to their simplicity and abundance. Nanomagnetic maghemite ( $\alpha$ -Fe<sub>2</sub>O<sub>3</sub>) and magnetic maghemite ( $\mu$ -Fe<sub>2</sub>O<sub>3</sub>) are nanosorbents. In general, it is difficult to separate and reclaim dirty water because of the small size of nanosorbent materials. On the other hand, a magnetic field external to the magnetic magnets (Fe<sub>3</sub>O<sub>4</sub>) and magnetic maghemite ( $\mu$ -Fe<sub>2</sub>O<sub>3</sub>) can be employed to recover. They have proven to be effective as sorbent materials to remove heavy metals from water systems. Their adsorption properties (for example, crotonic acid copolymeric and acrylic acid) were modified with L-glutathione (GSH), EDTA, -thio—(propional acid)hepta(ethylene glycol) (PEG-SH), Meso-2,3-dimercaptosuccinic acid (DMSA), and mercaptobutyric acid (MBA). The Fe<sub>3</sub>O<sub>4</sub> nanoparticles can be successfully immersed into a supple bonding shell if they have several functional groups. The nanostructure dispersion stability was also improved by a polymer shell [52]. Metal ions could bind to polymer




molecules, making them ions carriers. As a dependable, economic sensor, catalyst, and environmental material, hematite ( $\alpha$ -Fe<sub>2</sub>O<sub>3</sub>) has been proposed. It was also proven that nanohematite is an excellent absorbent to remove spiced tap water ionized metal. The development of floral-like 3D-Fe<sub>2</sub>O<sub>3</sub> microstructures has made water treatment possible. The porosity structure of  $\alpha$ -Fe<sub>2</sub>O<sub>3</sub> permits efficient clumping and access via many active locations to pollutants. Even numerous other nanomaterials listed above were considerably higher for the higher adsorption capacity of Cr(VI) and As(V) as-synthesized  $\alpha$ -Fe<sub>2</sub>O<sub>3</sub>.

### **Nanosized Silicon Dioxide:**

Since its easy manufacture, environmental friendliness, high SSA (50-500 nm), and low cost, SiO<sub>2</sub> has become a commonly used nanoparticle. An innovative study in which researchers have been using SiO<sub>2</sub> cationic surfactants, such as Cetylpyridinium chloride (CPC) from SSA m<sup>2</sup> g<sup>-1</sup>, to improve adsorption of both polar and non-polar organic contaminants [53]. Many advances and a direct correlation between adsorption capacity and adsorbent levels were noticed in CPC design. This approach can work with other nanoparticles (such as Al<sub>2</sub>O<sub>3</sub>) that have low adsorption of PAH wastewater pollutants. Dithiocarbamates containing SiO<sub>2</sub> nanoparticles were also employed to absorb a range of pollutants of the inorganic metals, thanks to their multi-channel affinity and different functionalization procedures.

### **Nanosized Titanium Dioxide:**

Both photocatalysis and adsorption are known, and the symbol for the element is TiO<sub>2</sub>. The presence of SSA, crystallinity, and the thickness of the TiO<sub>2</sub> film all influence metal adsorption. TiO<sub>2</sub> nanoparticles have a greater capability for Ni(II), Pb(II), Cd(II), Cu(II), and Zn(II) adsorption (329.8 nm). If the size of an NP is decreased, then it can provide additional surface active sites that are not saturated. The higher pore size and crystallinity of TiO<sub>2</sub> NPs may further alter the adsorption capacity. When contrasted to Degussa P25 (SSA: 55 g-lm<sup>2</sup> 20 percentile, and 80 percentage), the commercial TiO<sub>2</sub>, Hombikat UV100, has a better As(V) and As(III) adsorption capability [54]. Incorporating TiO<sub>2</sub> nanoparticles can lead to numerous pollutant adsorption approaches as shown in figure 8.



**Figure 8.** Schematic explanation of the  $\text{TiO}_2$  photocatalytic process. [55] Copyright 2014, American Chemical Society.

It may have the lowest intermolecular diffusion-controlled due to its atomic structural order. Due to unbound electron pairs and total positive charge, the  $\text{Ti}^{4+}$  could be a Lewis acid. Oxygen anions are capable of binding cationic and acidic compounds ( $\text{O}^{2-}$ ). The  $\text{TiO}_2$  and impurities interact with other electrostatic and hydrogen linking forces. The problem with  $\text{TiO}_2$  was not solved fully. Intensively investigated was the purifying of water by  $\text{TiO}_2$ -polymer composites. Research has shown  $\text{TiO}_2$  integrated to provide greater stability and recyclability with many polymers such as PAN, polystyrene, etc. [56].

### Nanoparticles of Noble Metal:

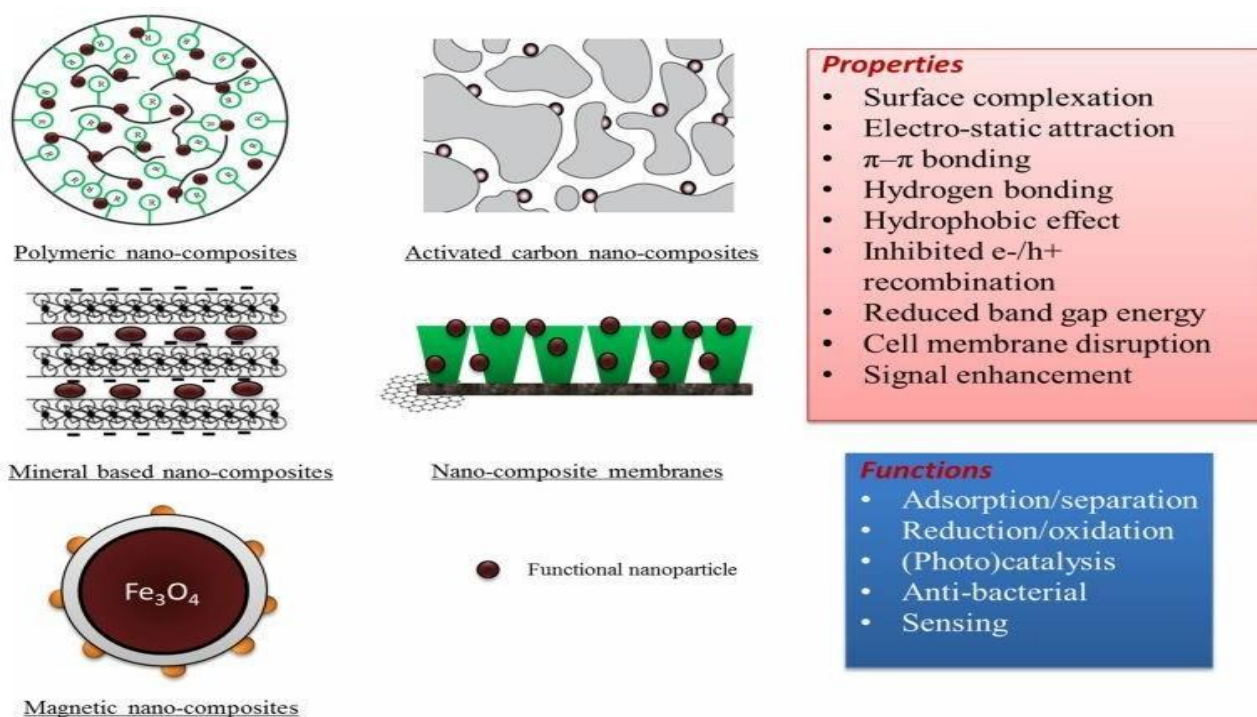
Metals such as silver (Ag), gold (Au), palladium (Pd), and platinum were noble metals (Pt). Often they have high energy of ionization and consequently a poor oxidation potential because of their short atomic size [57]. Moreover, the oxidation potential of nano-scales and ionization energy varied considerably and produced various unique noble processes of metal. The use of a stabilizing agent to manage and regulate nanocrystal nucleation and expansion was mainly created by noble metal nanoparticles by reducing metal salts and control. The stabilization of noble metal nanoparticles was commonly enhanced by surfactants and polymers [58]. The Ag and Au nanoparticles were commonly utilized to detect low levels of organic contaminants due to their distinctive visual characteristics. The Raman Signal increased considerably in the presence of silver nanostructures. In addition, a certain association was found between the concentration of pesticides and the change in the resonance of the plasmon wavelength.

When pesticides were present, the function group's signatures were modified to change the surface of gold and indoxyl nanoparticles with the ppt level nearing the detection limit. Several electrodes based on bimetallic nanoparticles Au/Pt, Ag/Au, or Ag/Pt were studied for the sensing, monitoring, and photocatalysis of trace pollutants until recently [59]. In addition to the observation of pollution, the inactivation of bacteria and pollutants can involve nanoparticles of noble metals. The capacity of Au 4,065 g/g is capable of successfully absorbing Hg in the production of AuHg<sub>3</sub>, Au<sub>3</sub>Hg, and AuHg. The biocidal capacity of the silver nanoparticles has been used as a water disinfectant, and they may be deactivated when they come in contact with ag nanoparticles from water micro-organizations such as E. coli. Ag nanoparticles were suggested to disrupt the cell membrane directly via contact and to improve the antibacterial effectiveness with increasing atomic densities by influencing the antibacterial effect of crystal structure and particle size [60]. Ag nanoparticles are now widely used as textile fibers, surgical masks, and mouthwash disinfectants as well. Noble metal nanoparticles have also utilized numerous water contaminants, such as dyes, halogenate organics, and pesticides, for photocatalytic destruction. Noble metals can be used as sinks for electrons to prevent recombination of photogenerated e<sup>-</sup>/h<sup>+</sup> and to promote surface load separation. Noble metal-based nanocomposite products were generated, including Ag/ZnO and Pt/ZnO nanocomposites, AuCuSTiO<sub>2</sub>, and Ag/AgBr/graphene-oxide nanocomposites. In the case of catalytic energies, several nanocatalysts based on Pt, Pb, and Ag could también be employed [61].

### **Water Treatment with Nanocomposites:**

Most of the nanoparticles that are discussed here are primarily nanoparticles. Over the next few years, the use of nanoparticles in wastewater treatment is likely to expand, creating several significant hurdles, including the possibility for aggregate build-up, insoluble separation issues, and toxicity to both human and environmental health [62]. Impregnated nanoparticles and the hosts themselves are making use of nanocomposite materials that combine them. In addition, nanocomposites can help to keep nanoparticles out of the environment while also providing improvements to the nanotechnology infrastructure. It is a dense, multi-phase, solid material made of particles, voids, polymers, and gels. Nanocomposite choice could affect overall performance [63]. Although nanocomposites have good dispersion, stability, and recyclability, free nanoparticles have superior dispersion, stability, and recycling properties. There may

therefore be a way to bridge the gap between the nanoscale and the mesoscale with nanocomposite materials. Water nanotechnology had been believed to be more useful in large-scale applications with the usage of nanocomposites, until recently [64]. Many different nanocomposite materials, including magnetic, organic, and inorganic, were discussed in this study. A model made up of 9 distinctive elements is shown in Figure 9.



**Figure 9.** Illustration of Nano-enabled features and typical environmental nanocomposites

### Nanoparticles Regeneration:

Water purification technology must regenerate nanoparticles to preserve the economy. Nanoparticle regeneration occurs in pH-dependent liquids. This is also possible by using immobilization and separation procedures. Because of its chemical properties, membrane filtration provides opportunities for the reuse and regeneration of nanoparticles. In comparison to polymer membranes, ceramic membranes are usually preferred since they are UV resistant [65]. Without raw water pretreatment, scattered particles get trapped in membranes, reducing

treatment effectiveness. Immobilization is another way to deal with nanomaterials. Immobilization has so far proven unsuccessful. Low-cost, easy technologies are required to reduce nanoparticle inefficiency. Magnetic separation is yet another technique of separating magnetic nanoparticles. Surface-covered treatments release nanomaterials quickly and thoroughly. Nanomaterials have staying power. To properly recognize a nanomaterial leak, there is a technological barrier, a large number of detection techniques [66]. Recycling nanoparticles makes them a more cost-effective material. Nanoparticles' regeneration capabilities are especially important for wastewater remediation. In complex aqueous matrices, various nanoparticle detection techniques exist. Advanced, costly, and complex. These kinds of nanomaterial studies are in great demand now. Nanoparticle management and pollutant recovery are critical. Nanotoxicology risks are well established, as well as suitable disposal. Reusing the nanoparticle will allow you to craft bricks, stones, and the like. When in doubt, just recycle it! priority pollutants can be considered recovered contaminants [67].

### **Safety, Toxicity, and Environmental Impact of Nanomaterials:**

Because nanoparticle behavior and environmental fate remain poorly understood, the problem of nanoparticle toxicity remains a threat. The difficulty of nanoparticle toxicity, together with the risk of exposure, is related to nanotechnology. A biological or chemical effect on the environment or humans is the first big issue. The leakage, spillage, circulation, and concentration of nanoparticles may affect the individuals and their environment [68]. Due to their accurate size, shape, reactivity, and other features, these nanoparticles are highly desirable. They can be dangerous to the environment as well as individuals. Our bodies can be exposed to nanoparticles in a variety of ways, including via the skin, by inhalation, or through the mouth and intestines. You should be aware that viruses can be transmitted throughout your whole body, including your heart, brain, kidneys, liver, nervous system, and marrow. Reactive oxygen species (ROS) and chemical reactivity are two factors that may lead to nanoparticle toxicity. Carbon nanotubes and metal oxides are used to make ROS [69]. Many researchers believe that oxidative stress, an increase in inflammation, and damage to the genetic material, membranes, and proteins all stem from the use of ROS. These nanoparticles can cling to the body, which causes the enzymes and proteins to go haywire. The toxicity of environmental nanoparticles is demonstrated through their aggregate formation. The literature has thorough research on the hazards of nanoparticles in

the environment. The presence of nanomaterials inside the ecosystem calls for the implementation of risk assessment and management practices [70]. To prevent nanoparticles from being widely used in water purification, how can we keep them out of the water supply? Tremendous attention needs to be given to massive production facilities, waste management, and energy efficiency. Delays in the broad use of nanotechnology for water filtration may be caused by these challenges. There is still no known method for studying the nanomaterials' behavior inside the body.

### Conclusions and Future Perspective:

Nanomaterials as high-performance adsorbents, photocatalysts, and aquatic disinfectants are being explored for their potential. Their good properties include high performance, rapid kinetics, specificity, photochemical efficiency of the broad range, and powerful anti-bacterial activity. In water treatment techniques such as disinfection, NMs are particularly effective. They could be vital for the development of water treatment technologies for the future generation. Nanomaterials in engineering have many obstacles to resolve. As a result of van der Waals interactions, nanomaterials tend to cluster. The recycling of nanomaterials from treated water is problematic, even when magnetic nanoparticles are used. Nanotechnology is a possibility; the features of nanoparticles are especially well-tailored to fast water treatment. Further research on nanomaterial issues is required. To date, there have only been a few nanomaterials sold. Future research and development should concentrate on making nanomaterials cheaper for maximum usage in water as well as wastewater treatment. A protracted study might focus on boosting nanoparticles' functional qualities for detection and pollutants remediation, while consideration could also be given to the environmental consequences and risks associated with nanomaterials. Multiple questions, (eg., why different behavioral nanomaterials? In different water environments, how do nanomaterials react differently? Is there a wider spectrum of nanomaterials to be researched for water purification and remedy?).

### References:

- [1] Savage, N. & Diallo, M. S. Nanomaterials and Water Purification: Opportunities and Challenges. *Journal of Nanoparticle Research* 7, 331–342 (2005).



- [2] Narayan, R. Use of nanomaterials in water purification. *Materials Today* 13, 44–46 (2010).
- [3] Khan, S. T. & Malik, A. Engineered nanomaterials for water decontamination and purification: From lab to products. *Journal of Hazardous Materials* 363, 295–308 (2019).
- [4] Wang, D. A critical review of cellulose-based nanomaterials for water purification in industrial processes. *Cellulose* 26, 687–701 (2018).
- [5] Santhosh, C. *et al.* Iron Oxide Nanomaterials for Water Purification. *Nanoscale Materials in Water Purification* (2018). Available at: <https://www.sciencedirect.com/science/article/pii/B9780128139264000227>.
- [6] Saleh, T. A. Advanced Nanomaterials for Water Engineering, Treatment, and Hydraulics. *IGI Global* (1AD). Available at: <https://www.igi-global.com/book/advanced-nanomaterials-water-engineering-treatment/172020>.
- [7] Ihsanullah, I. MXenes (two-dimensional metal carbides) as emerging nanomaterials for water purification: Progress, challenges, and prospects. *Chemical Engineering Journal* 388, 124340 (2020).
- [8] Functional nanomaterials for water purification - La ... Available at: <https://link.springer.com/article/10.1393/ncr/i2017-10142-8>.
- [9] Das, R. *et al.* Recent advances in nanomaterials for water protection and monitoring. *Chemical Society Reviews* (2017). Available at: <https://pubs.rsc.org/en/content/articlelanding/2017/cs/c6cs00921b>.
- [10] Singh, N. B., Nagpal, G. & Agrawal, S. Water purification by using Adsorbents: A Review. *Environmental Technology & Innovation* (2018). Available at: <https://www.sciencedirect.com/science/article/pii/S2352186417302663>.
- [11] Kidd, J., Westerhoff, P. & Maynard, A. D. Public perceptions for the use of nanomaterials for in-home drinking water purification devices. *NanoImpact* 18, 100220 (2020).
- [12] Zeng, M. *et al.* Engineered two-dimensional nanomaterials: an emerging paradigm for water purification and monitoring. *Materials Horizons* (2020). Available at: <https://pubs.rsc.org/en/content/articlelanding/2021/mh/d0mh01358g#!>.
- [13] Zahid, M. *et al.* Hybrid nanomaterials for water purification. *Multifunctional Hybrid Nanomaterials for Sustainable Agri-Food and Ecosystems* (2020). Available at: <https://www.sciencedirect.com/science/article/pii/B9780128213544000078>.
- [14] An Overview of Nanomaterials for Water Technology ... Available at: <https://www.igi->

[global.com/chapter/an-overview-of-nanomaterials-for-water-technology/176512](https://www.global.com/chapter/an-overview-of-nanomaterials-for-water-technology/176512).

[15] Ahuja, S. Select applications of nanomaterials for water purification. *Handbook of Water Purity and Quality (Second Edition)* (2021).

[16] Romanovski, V. Agricultural waste based-nanomaterials: Green technology for water purification. *Aquananotechnology* (2021). Available at: <https://www.sciencedirect.com/science/article/pii/B9780128211410000136>.

[17] Mohammed, M.B. (2011) *Low Cost Nanomaterials for Water Desalination and Purification. Final Technical Report, United Nations-UNESCO. - References - Scientific Research* Publishing Available at: [https://www.scirp.org/\(S\(lz5mqp453edsnp55rrgjt55.\)\)/reference/referencespapers.aspx?referenceid=2529208](https://www.scirp.org/(S(lz5mqp453edsnp55rrgjt55.))/reference/referencespapers.aspx?referenceid=2529208).

[18] Li Q; Mahendra S; Lyon DY; Brunet L; Liga MV; Li D; Alvarez PJ; Antimicrobial nanomaterials for water disinfection and microbial control: potential applications and implications. *Water research* Available at: <https://pubmed.ncbi.nlm.nih.gov/18804836/>.

[19] Nasrollahzadeh, M., Sajjadi, M., Irvani, S. & Varma, R. S. Green-synthesized nanocatalysts and nanomaterials for water treatment: Current challenges and future perspectives. *Journal of Hazardous Materials* (2020). Available at: <https://www.sciencedirect.com/science/article/pii/S030438942031390X>.

[20] Xue, X.-yan, Cheng, R., Shi, L., Ma, Z. & Zheng, X. Nanomaterials for water pollution monitoring and remediation: Semantic Scholar. *undefined* (1970). Available at: <https://www.semanticscholar.org/paper/Nanomaterials-for-water-pollution-monitoring-and-Xue-Cheng/edf7c46320202ba7e19dabb50665a4d8cb0178b8>.

[21] Lee, C. H., Tiwari, B., Zhang, D. & Yap, Y. K. Water purification: oil-water separation by nanotechnology and environmental concerns. *Environmental Science: Nano* (2017).

[22] Santhosh, C. *et al.* Role of nanomaterials in water treatment applications: A review. *Chemical Engineering Journal* (2016). Available at: <https://www.sciencedirect.com/science/article/pii/S1385894716311287>.

[23] Singh, K. K., Singh, A. & Rai, S. A study on nanomaterials for water purification. *Materials Today: Proceedings* (2021). doi:10.1016/j.matpr.2021.07.116.

[24] Zhu, Y. *et al.* Behavior, remediation effect and toxicity of nanomaterials in water environments. *Environmental research* (2019).

[25] Teow, Y. H. & Mohammad, A. W. New generation nanomaterials for water desalination: A review. *Desalination* (2017).

- [26] Gopakumar, D. A. *et al.* Nanomaterials-State of Art, New Challenges, and Opportunities. *Nanoscale Materials in Water Purification* (2018).
- [27] The potential of nanofibers and nanobiocides in water ... Available at: [https://www.researchgate.net/profile/Marelize-Botes/publication/41101090\\_The\\_potential\\_of\\_nanofibers\\_and\\_nanobiocides\\_in\\_water\\_purification/links/0f317534651aff3a4c000000/The-potential-of-nanofibers-and-nanobiocides-in-water-purification.pdf](https://www.researchgate.net/profile/Marelize-Botes/publication/41101090_The_potential_of_nanofibers_and_nanobiocides_in_water_purification/links/0f317534651aff3a4c000000/The-potential-of-nanofibers-and-nanobiocides-in-water-purification.pdf).
- [28] Survey of industrial perceptions for the use of ... Available at: <https://asu.pure.elsevier.com/en/publications/survey-of-industrial-perceptions-for-the-use-of-nanomaterials-for>.
- [29] AP, V. H. B. L. L. P. M. Nanocellulose-Based Materials for Water Purification. *Nanomaterials* (Basel, Switzerland) Available at: <https://pubmed.ncbi.nlm.nih.gov/28336891/>.
- [30] Dankovich, T. A. & Gray, D. G. Bactericidal Paper Impregnated with Silver Nanoparticles for Point-of-Use Water Treatment. *Environmental Science & Technology* 45, 1992–1998 (2011).
- [31] MR; C. A. W. L. C. F. W. Cellulose nanomaterials in water treatment technologies. *Environmental science & technology* Available at: <https://pubmed.ncbi.nlm.nih.gov/25837659/>.
- [32] Li, C. *et al.* Carbon-based membrane materials and applications in water and wastewater treatment: a review - Environmental Chemistry Letters. *SpringerLink* (2020).
- [33] New Carbon Nanomaterials for Water Purification from Heavy ... Available at: [https://www.researchgate.net/publication/322593295\\_New\\_Carbon\\_Nanomaterials\\_for\\_Water\\_Purification\\_from\\_Heavy\\_Metals](https://www.researchgate.net/publication/322593295_New_Carbon_Nanomaterials_for_Water_Purification_from_Heavy_Metals).
- [34] Dong Y; Li G; Zhou N; Wang R; Chi Y; Chen G; Graphene quantum dot as green and facile sensor for free chlorine in drinking water. *Analytical chemistry* Available at: <https://pubmed.ncbi.nlm.nih.gov/22957474/>.
- [35] Recent Advances in Nanoporous Membranes for Water Purification. Available at: <https://pubmed.ncbi.nlm.nih.gov/29370128/>.
- [36] Lu, F. & Astruc, D. Nanocatalysts and other nanomaterials for water remediation from organic pollutants. *Coordination Chemistry Reviews* (2020).
- [37] M; A. R. D. S. Water purification using magnetic assistance: a review. *Journal of hazardous materials* Available at: <https://pubmed.ncbi.nlm.nih.gov/20488616/>.

- [38] Dongre, R. S. Rationally fabricated nanomaterials for desalination and water purification. *Novel Nanomaterials: Synthesis and Applications*, 271 (2018).
- [39] Nasrollahzadeh, M., Sajjadi, M., Irvani, S., & Varma, R. S. Carbon-based sustainable nanomaterials for water treatment: State-of-art and future perspectives. *Chemosphere*, 128005 (2020).
- [40] Lu, X., Wang, X., Jin, J., Zhang, Q., & Chen, J. Electrochemical biosensing platform based on amino acid ionic liquid functionalized graphene for ultrasensitive biosensing applications. *Biosensors and Bioelectronics*, 62, 134-139 (2014).
- [41] Singh, P., Shandilya, P., Raizada, P., Sudhaik, A., Rahmani-Sani, A., & Hosseini-Bandegharai, A. Review on various strategies for enhancing photocatalytic activity of graphene-based nanocomposites for water purification. *Arabian Journal of Chemistry*, 13(1), 3498-3520 (2020).
- [42] Sannino, D., Rizzo, L., & Vaiano, V. Progress in Nanomaterials Applications for Water Purification. In *Nanotechnologies for Environmental Remediation* (pp. 1-24). Springer, Cham. (2017).
- [43] Şimşek, B., Sevgili, İ., Ceran, Ö. B., Korucu, H., & Şara, O. NNanomaterials based drinking water purification: a comparative study with a conventional water purification process. *Periodica Polytechnica Chemical Engineering*, 63(1), 96-112. (2019)..
- [44] Mishra, A. K., Hussain, C. M., & Mishra, S. B. (Eds.). *Nanomaterials for Water Remediation*. Walter de Gruyter GmbH & Co KG (2020)..
- [45] Guo, Q., Zhou, X., Li, X., Chen, S., Seema, A., Greiner, A., & Hou, H. Supercapacitors based on hybrid carbon nanofibers containing multi-walled carbon nanotubes. *Journal of Materials Chemistry*, 19(18), 2810-2816 (2009).
- [46] Sharma, V. K., McDonald, T. J., Kim, H., & Garg, V. K. Magnetic graphene–carbon nanotube iron nanocomposites as adsorbents and antibacterial agents for water purification. *Advances in colloid and interface science*, 225, 229-240 (2015).
- [47] Daer, S., Kharraz, J., Giwa, A., & Hasan, S. W. Recent applications of nanomaterials in water desalination: a critical review and future opportunities. *Desalination*, 367, 37-48 (2015)..
- [48] Adeleye, A. S., Conway, J. R., Garner, K., Huang, Y., Su, Y., & Keller, A. A. Engineered nanomaterials for water treatment and remediation: Costs, benefits, and applicability. *Chemical Engineering Journal*, 286, 640-662 (2016).
- [49] Saleem, H., & Zaidi, S. J. Developments in the Application of Nanomaterials for Water Treatment and Their Impact on the Environment. *Nanomaterials*, 10(9), 1764 (2020).

- [50] Lu, H., Wang, J., Stoller, M., Wang, T., Bao, Y., & Hao, H. An overview of nanomaterials for water and wastewater treatment. *Advances in Materials Science and Engineering*, (2016).
- [51] Tiwari, D. K., Behari, J., & Sen, P. Application of nanoparticles in wastewater treatment 1, (2008).
- [52] Ali, I., Peng, C., Naz, I., & Amjed, M. A. Water Purification Using Magnetic Nanomaterials: An Overview. *Magnetic Nanostructures*, 161-179 (2019).
- [53] Garg, S., Bhatia, R., & Attri, P. Black but gold: Carbon nanomaterials for wastewater purification. *Nanomaterials for Water Remediation; De Gruyter: Berlin, Germany*, 42-92 (2020).
- [54] Ghadimi, M., Zangenehtabar, S., & Homaeigohar, S. An overview of the water remediation potential of nanomaterials and their ecotoxicological impacts. *Water*, 12(4), 1150 (2020).
- [55] Moon, G. H., Kim, D. H., Kim, H. I., Bokare, A. D., & Choi, W. Platinum-like behavior of reduced graphene oxide as a cocatalyst on TiO<sub>2</sub> for the efficient photocatalytic oxidation of arsenite. *Environmental Science & Technology Letters*, 1(2), 185-190 (2014).
- [56] Hossain, F., Perales-Perez, O. J., Hwang, S., & Román, F. Antimicrobial nanomaterials as water disinfectant: applications, limitations, and future perspectives. *Science of the total environment*, 466, 1047-1059 (2014).
- [57] Sun, X. F., Qin, J., Xia, P. F., Guo, B. B., Yang, C. M., Song, C., & Wang, S. G. Graphene oxide–silver nanoparticle membrane for biofouling control and water purification. *Chemical Engineering Journal*, 281, 53-59 (2015).
- [58] Zhang, Y., Wu, B., Xu, H., Liu, H., Wang, M., He, Y., & Pan, B. Nanomaterials-enabled water and wastewater treatment. *NanoImpact*, 3, 22-39 (2016)..
- [59] Gogotsi, Y., & Presser, V. (Eds.). *Carbon nanomaterials*. Boca Raton, Fla.: CRC/Taylor & Francis (2006).
- [60] Wang, Y., Guo, L., Qi, P., Liu, X., & Wei, G. Synthesis of three-dimensional graphene-based hybrid materials for water purification: A review. *Nanomaterials*, 9(8), 1123 (2019).
- [61] Gao, H., Sun, Y., Zhou, J., Xu, R., & Duan, H. Mussel-inspired synthesis of polydopamine-functionalized graphene hydrogel as reusable adsorbents for water purification. *ACS applied materials & interfaces*, 5(2), 425-432 (2013)..
- [62] Sadegh, H., Ali, G. A., Gupta, V. K., Makhlof, A. S. H., Shahryari-ghoshekandi, R., Nadagouda, M. N., ... & Megiel, E. The role of nanomaterials as effective adsorbents and their

applications in wastewater treatment. *Journal of Nanostructure in Chemistry*, 7(1), 1-14 (2017).

[63] Singh, N. B., Susan, M., Hasan, A. B., & Guin, M. Applications of green synthesized nanomaterials in water remediation. *Current Pharmaceutical Biotechnology* (2021).

[64] Thines, R. K., Mubarak, N. M., Nizamuddin, S., Sahu, J. N., Abdullah, E. C., & Ganesan, P. Application potential of carbon nanomaterials in water and wastewater treatment: a review. *Journal of the Taiwan Institute of Chemical Engineers*, 72, 116-133 (2017).

[65] Nabeela Nasreen, S. A. A., Sundarrajan, S., Syed Nizar, S. A., & Ramakrishna, S. Nanomaterials: Solutions to water-concomitant challenges. *Membranes*, 9(3), 40 (2019).

[66] Yang, K., & Xing, B. Desorption of polycyclic aromatic hydrocarbons from carbon nanomaterials in water. *Environmental Pollution*, 145(2), 529-537 (2007).

[67] Zhu, J., Hou, J., Zhang, Y., Tian, M., He, T., Liu, J., & Chen, V. Polymeric antimicrobial membranes enabled by nanomaterials for water treatment. *Journal of membrane science*, 550, 173- 197 (2018).

[68] Neyaz, N., Siddiqui, W. A., & Nair, K. K. Application of surface-functionalized iron oxide nanomaterials as nanosorbents in the extraction of toxic heavy metals from groundwater: a review. *International Journal of Environmental Sciences*, 4(4), 472 (2014).

[69] Bolisetty, S., Peydayesh, M., & Mezzenga, R. Sustainable technologies for water purification from heavy metals: review and analysis. *Chemical Society Reviews*, 48(2), 463-487 (2019).

[70] Sayan, B., Indranil, S., Aniruddha, M., Dhruvajyoti, C., Uday, C. G., & Debashis, C. Role of nanotechnology in water treatment and purification: potential applications and implications. *Int J Chem Sci Technol*, 3(3), 59 (2013).

### How to Cite This Article

Keshav K. Singh, “**Role of Nanotechnology and Nanomaterials for Water Treatment and Environmental Remediation**” *International Journal of New Chemistry.*, 2022; DOI: 10.22034/ijnc.2022.3.6.